




**NUTECH**  
*Racing*

**ITEM ON.:087900**  
**Instruction Manual**

# **NR 8Be**

**1/8th SCALE 4WD BUGGY**



**FACTORY  
ASSEMBLED**

**RTR**  
*Ready To Run!*

**4WD**  
4 WHEEL DRIVE

**ELECTRIC**  
BRUSHLESS MOTOR

**[WWW.NUTECHRACING.COM](http://WWW.NUTECHRACING.COM)**

**[FORUMS: WWW.NUTECHRACING.NET](http://WWW.NUTECHRACING.NET)**



## **THINGS TO KNOW**

### **SAFETY PRECAUTIONS**

When the safety precautions are followed, the R/C car will provide years of enjoyment. Use care and good sense at all times when operating this radio controlled car. Failure to use this vehicle in a safe, sensible manner can result in injury or damage to property. You and you alone must insure that the instructions are carefully followed and all safety precautions are obeyed.

1. Do not operate the R/C car near people. Spectators should be behind the driver or at a safe distance away from the vehicle.
2. Water can cause the electronics to short out and can cause permanent damage.
3. Always turn on the transmitter before turning on the receiver.
4. Fully extend the transmitter antenna before operating your vehicle.
5. Before turning on your radio system, check to make sure that no one else is running on the same frequency.
6. The R/C car produce quite a bit of noise. Do not run this vehicle when or where it can disturb others.
7. The electronics can become very hot. Avoid touching any of these parts during use and until they have cooled down.
8. Avoid running the R/C car in cold weather. The plastic and metal parts can become brittle at low temperatures.

### **SPECIFICATION AND DESCRIPTION CHANGES**


All pictures, descriptions and specifications found in this instruction manual are subject to change without notice. NUTECH maintains no responsibility for inadvertent errors in this manual. Visit [www.nutechracing.com](http://www.nutechracing.com) and [Forum: www.nutechracing.net](http://Forum:www.nutechracing.net) for the latest updates and information for your model.



## NOTICE

Please read the instruction manual carefully before operate the R/C car.

## ITEMS INCLUDED



Electronic speed controller

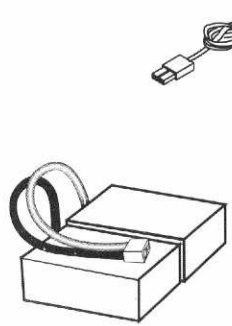


2.4GHz Servo

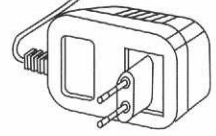


2.4GHz Transmitter


## YOU WILL NEED



7.4V Li-Po Battery

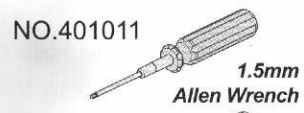


Charger



1.5V Battery

## OPTIONAL TOOL



NO.401011 1.5mm Allen Wrench



NO.401012 2.0mm Allen Wrench



NO.401013 2.5mm Allen Wrench



NO.401014 3.0mm Allen Wrench



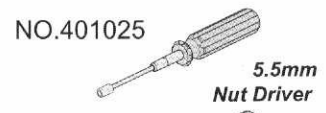
NO.401015 4.0mm Allen Wrench



NO.401016 5.0mm Allen Wrench



NO.401034 Snap Ring Pliers



NO.401025 5.5mm Nut Driver



NO.401027 7.0mm Nut Driver



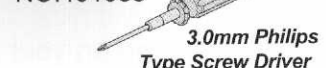
NO.401028 8.0mm Nut Driver



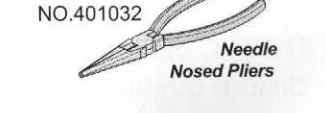
NO.401029 10mm Nut Driver



NO.401031 5.8mm Phillips Type Screw Driver

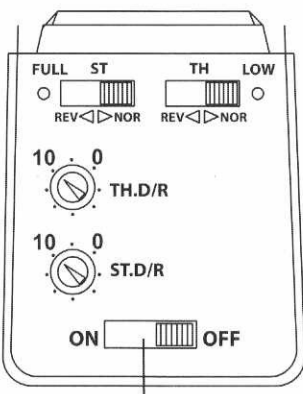


NO.401035 3.0mm Phillips Type Screw Driver

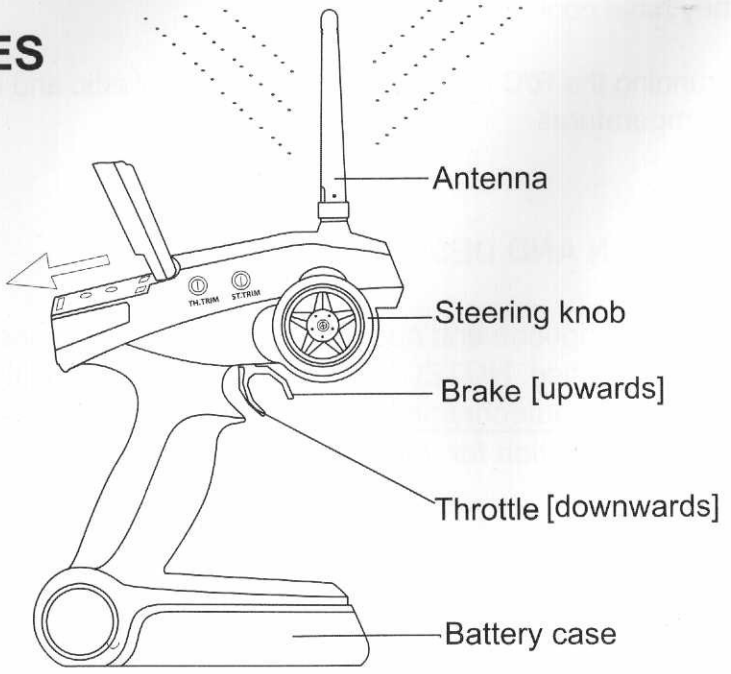


NO.401032 Needle Nosed Pliers

## FUNCTION SWITCHES


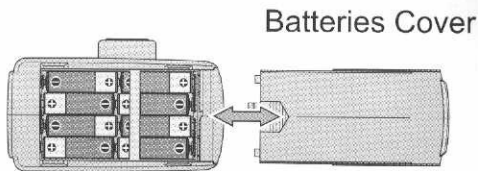


Power switch

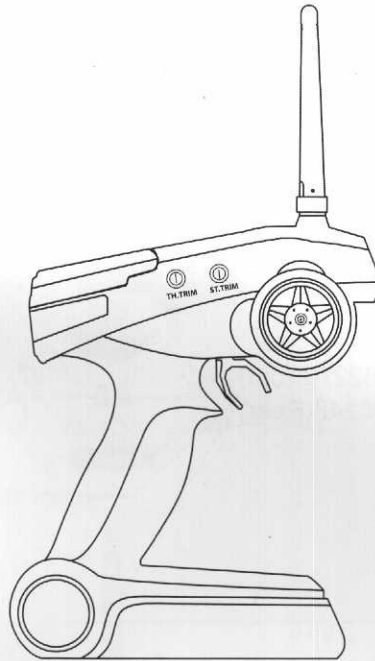


## FINISHING R/C CAR

### TRANSMITTER PREPARATION

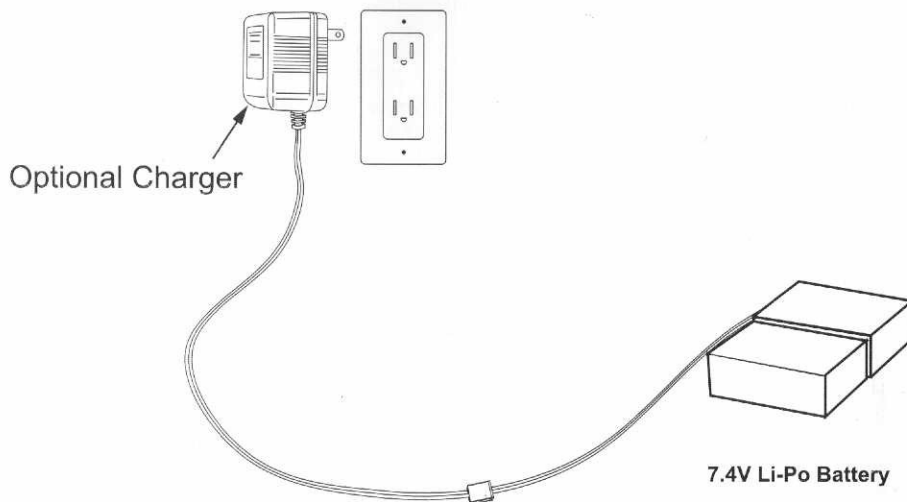


X8 AA Alkaline Batteries



1. Install 8X "AA" batteries into transmitter, making sure the polarity is correct.
2. Insert the antenna into the top of the transmitter and tighten.
3. Turn the transmitter on and check the battery light.
4. If both LEDs light up, the batteries are acceptable. If only the low LED lights up, replace the batteries immediately

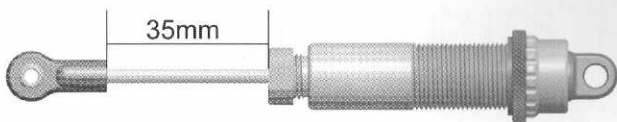
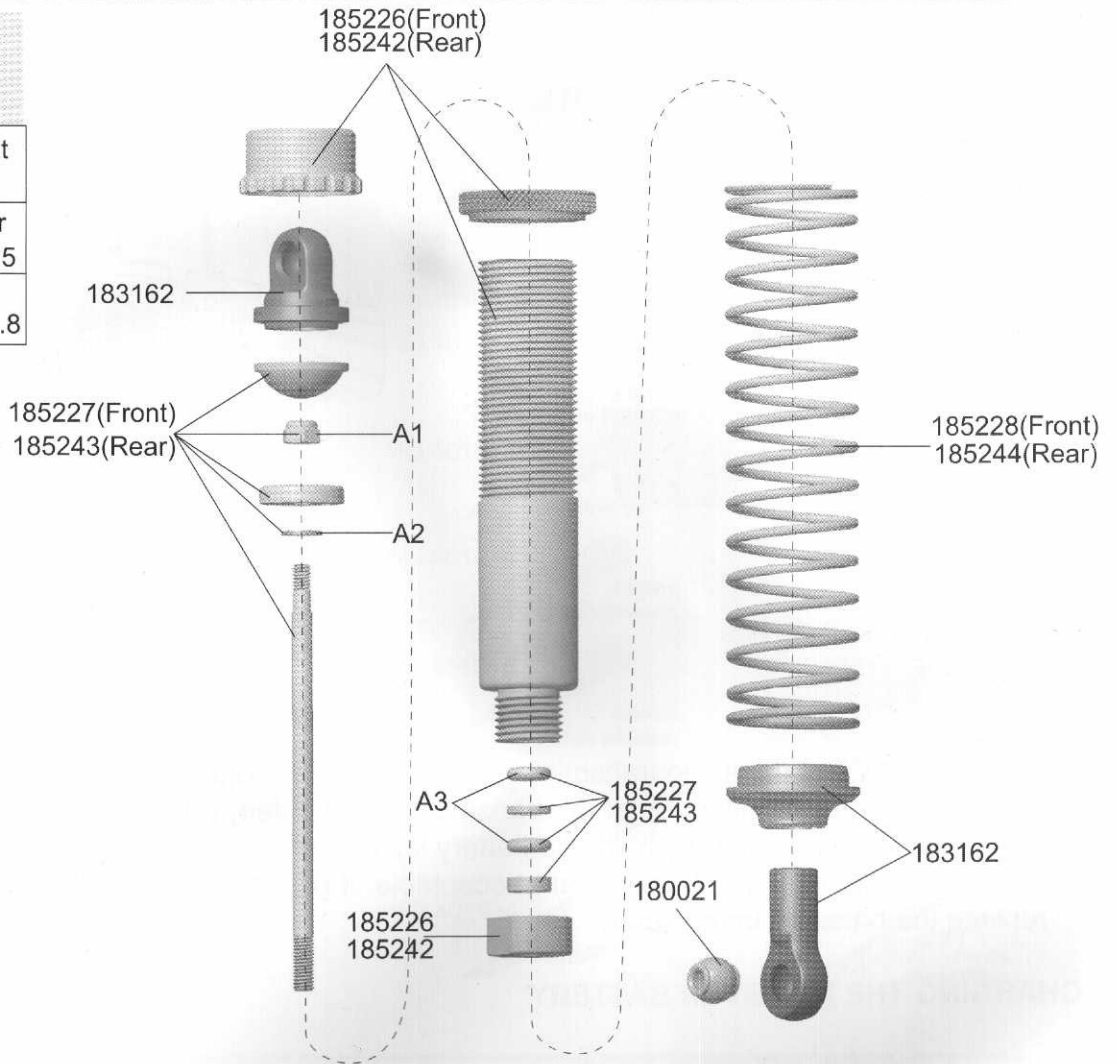
### CHARGING THE RECEIVER BATTERY




1. Disconnect the receiver battery lead from the ON/OFF switch lead.
2. Plug the charger (optional) into an electrical outlet.
3. Plug the battery into the charger.
4. Charge the battery.

### Front/Rear Shock Set Assembly



A1		X1	Lock Nut M2.5
A2		X1	Washer Ø3x6x0.5
A3		X2	O-ring Ø29xØ1.8



**Front Shock Set**

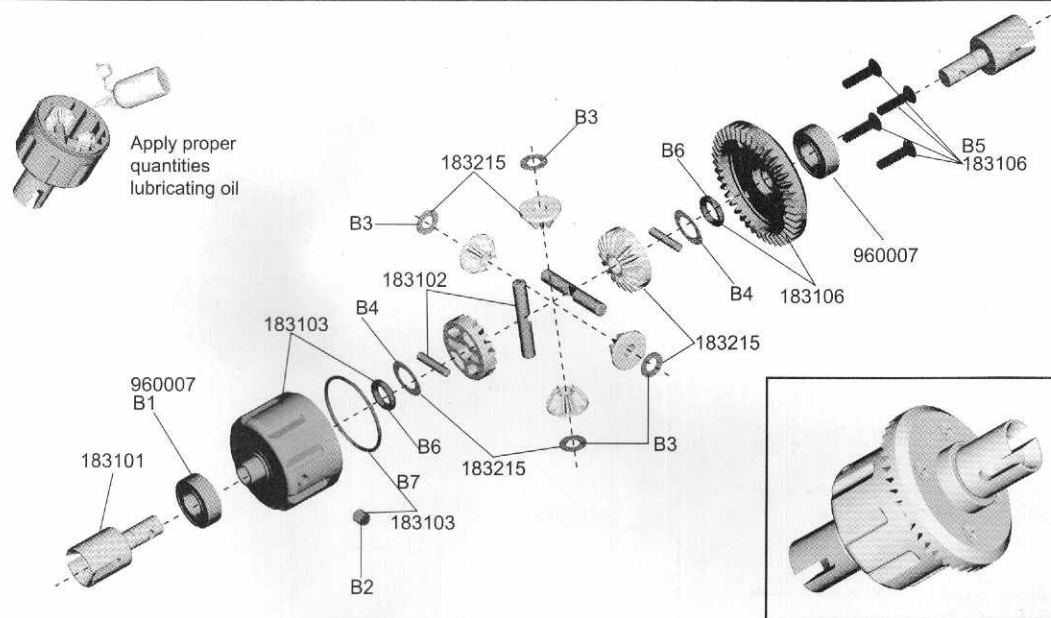


**Rear Shock Set**



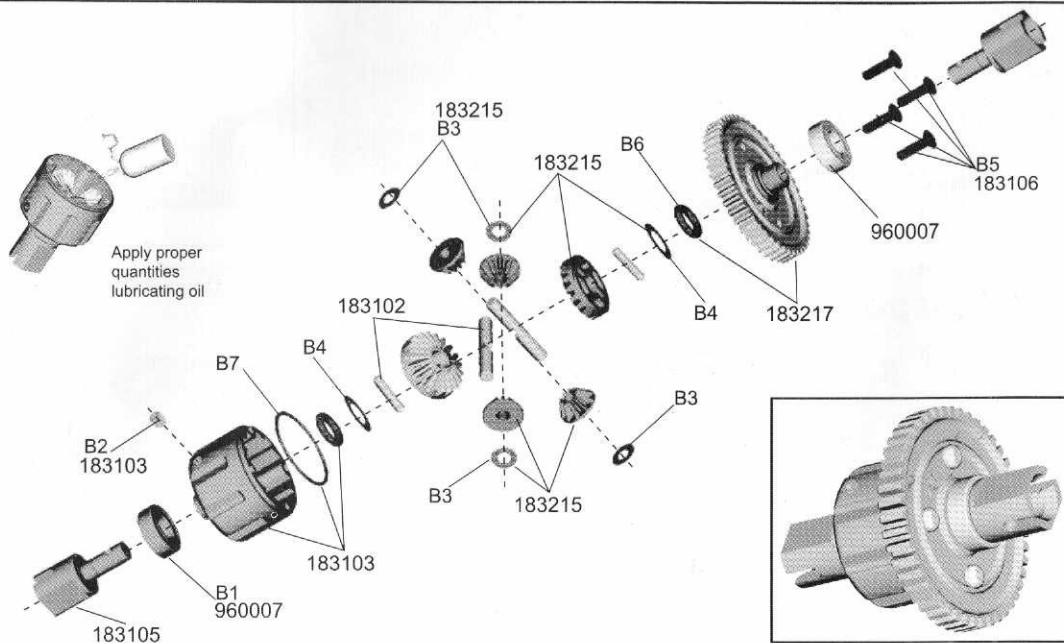
**Front/Rear Diff. Set Assembly**

B1	X2	Bearing ø8.0xø16x5
B2	X1	Set Screw M4x4
B3	X4	Washer ø4.1x8x0.3
B4	X2	Washer ø6.2x10x0.2
B5	X4	F.H Screw M3x10
B6	X2	O-ring ø5.8xø1.9
B7	X1	O-ring ø22xø0.9



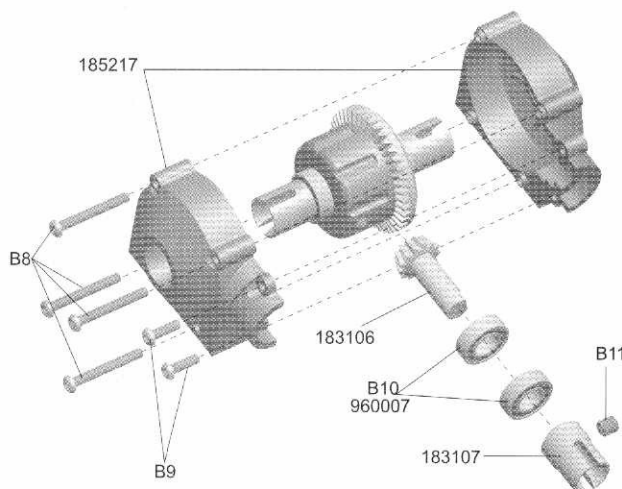
**Center Diff. Assembly**

B1	X2	Bearing ø8.0xø16x5
B2	X1	Set Screw M4x4
B3	X4	Washer ø4.1x8x0.3
B4	X2	Washer ø6.2x10x0.2
B5	X4	F.H Screw M3x10
B6	X2	O-ring ø5.8xø1.9
B7	X1	O-ring ø22xø0.9

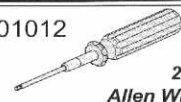


**Center Diff. Case Assembly**

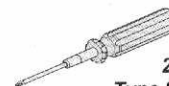
B8	X4	R.H Screw M3x18
B9	X2	R.H Screw M3x10
B10	X2	Bearing ø8.0xø16x5
B11	X1	Set Screw M5x5



NO.40102

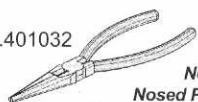


2.0mm  
Allen Wrench



2.5mm Philips  
Type Screw Driver

NO.401032



Needle  
Nosed Pliers


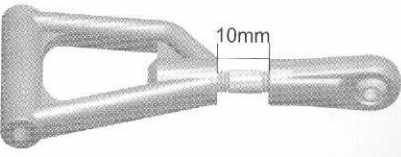
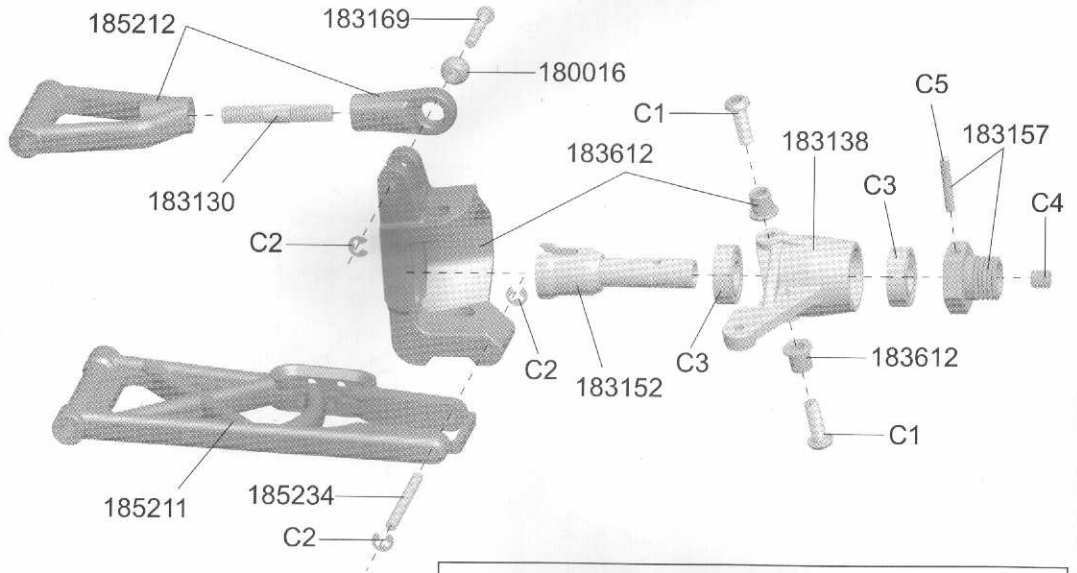
**Front Susspension Assembly**

C1		X2	R.H Screw M4x12
C2		X3	E-clip ø2.3
C3		X2	Bearing ø8xø16x5
C4		X2	Set Screw M5x5
C5		X1	Pin ø2.5xø16.8

**OPTIONAL**  
NO.401013 2.5mm  
Allen Wrench

**OPTIONAL**  
NO.401014 3.0mm  
Allen Wrench

**OPTIONAL**  
NO.401032 Needle  
Nosed Pliers


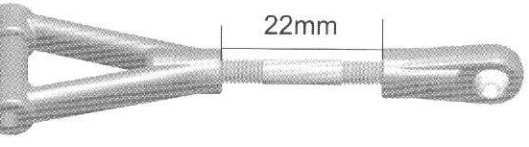
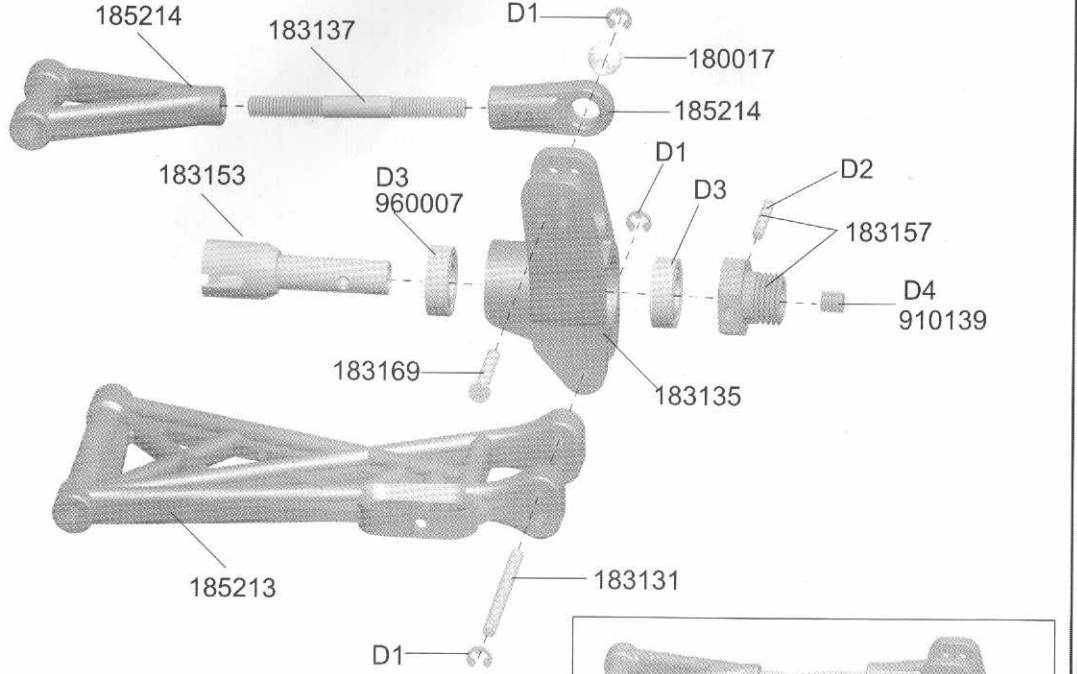


**Rear Susspension Assembly**

D1		X3	E-clip ø2.3x0.5
D2		X1	Pin ø2.5x16.8
D3		X2	Bearing ø8xø16x5
D4		X1	Set Screw M5x5

**OPTIONAL**  
NO.401013 2.5mm  
Allen Wrench

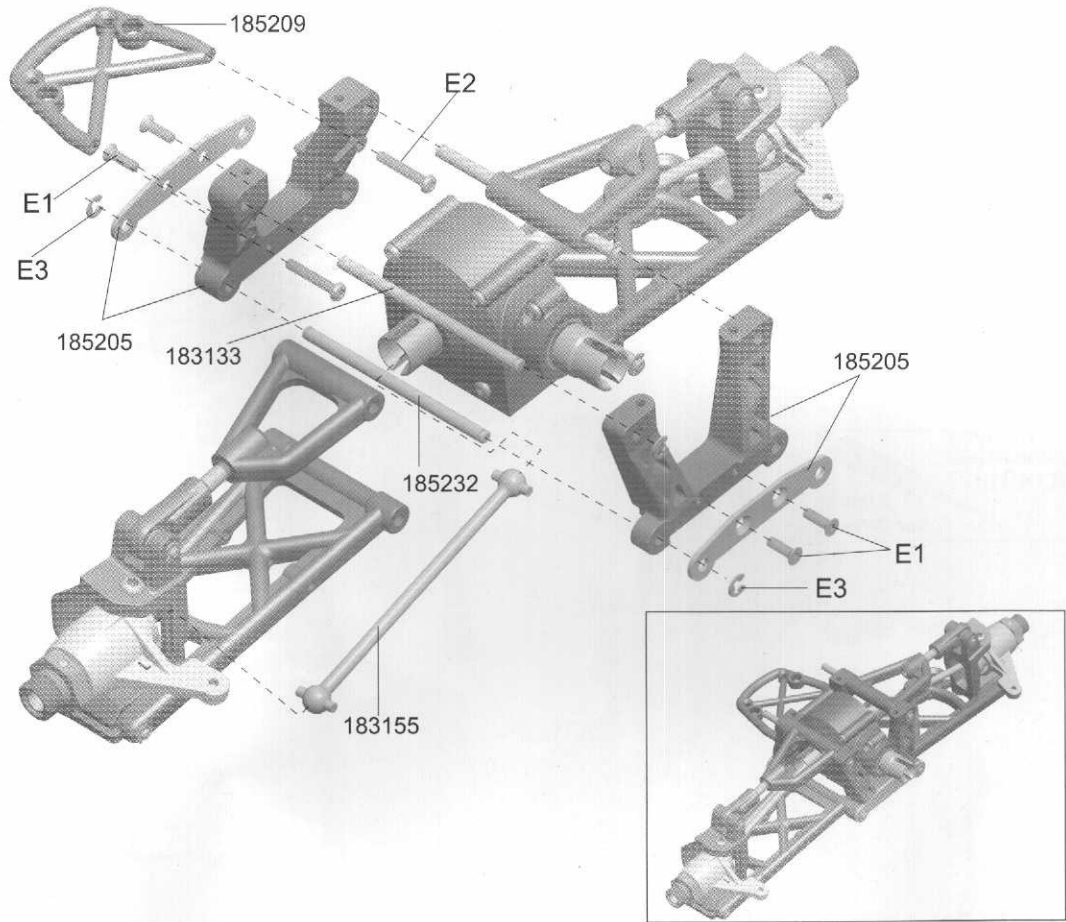
**OPTIONAL**  
NO.401032 Needle  
Nosed Pliers





### Front Susspension Assembly

E1		X4	F.H Screw M3x10
E2		X2	R.H Screw M3x18
E3		X6	E-clip Ø3

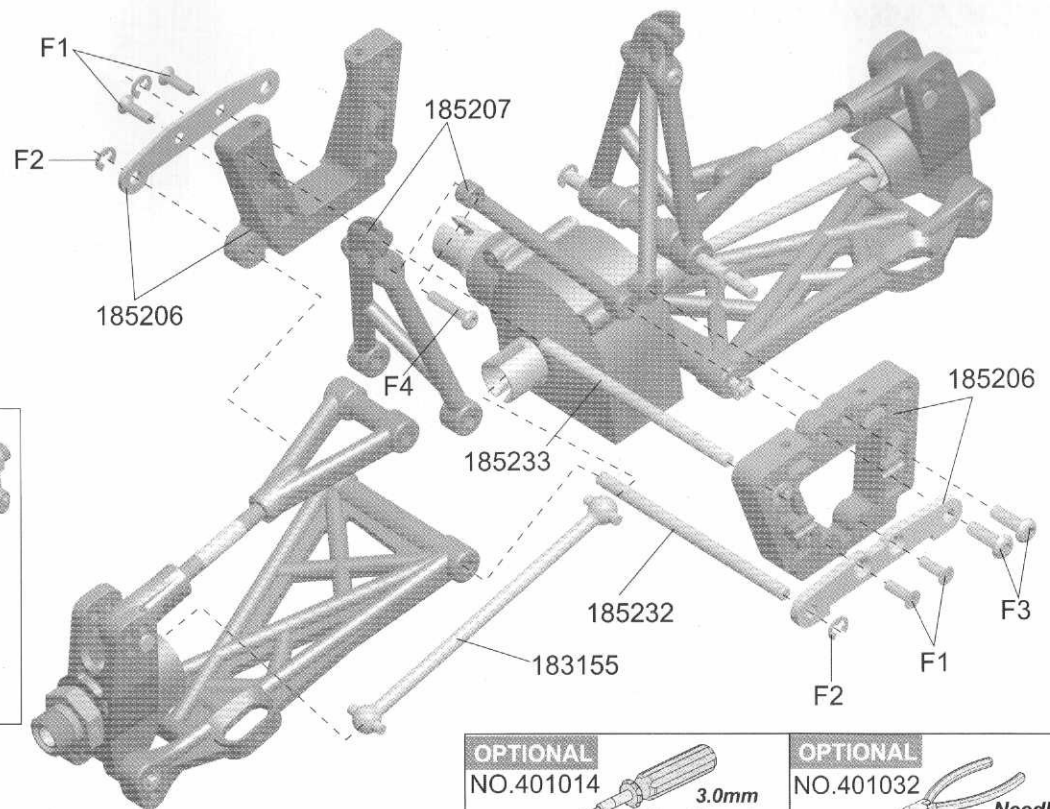
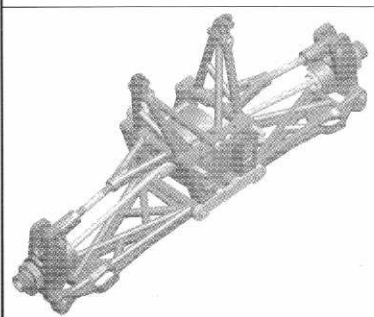


**OPTIONAL**  
NO.401032  
 Needle Nosed Pliers

**OPTIONAL**  
NO.401012  
 2.0mm Allen Wrench

### Rear Susspension Assembly

F1		X4	F.H Screw M3x10
F2		X8	E-clip Ø3
F3		X2	R.H Screw M4x12
F4		X2	R.H Screw M3x15



**OPTIONAL**  
NO.401012  
 2.0mm Allen Wrench

**OPTIONAL**  
NO.401014  
 3.0mm Allen Wrench


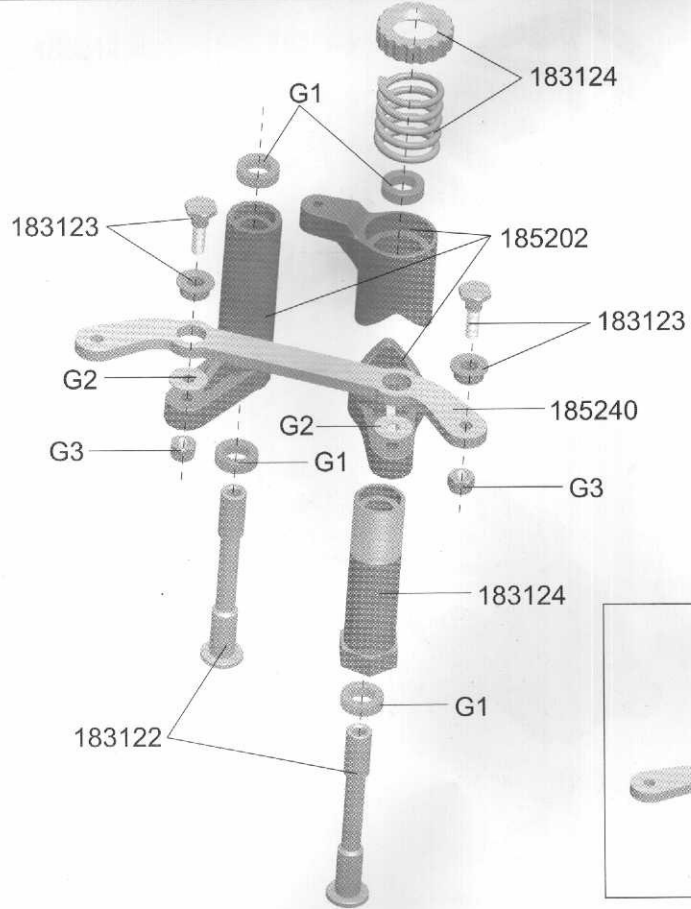
**OPTIONAL**  
NO.401032  
 Needle Nosed Pliers



### Steering Set Assembly


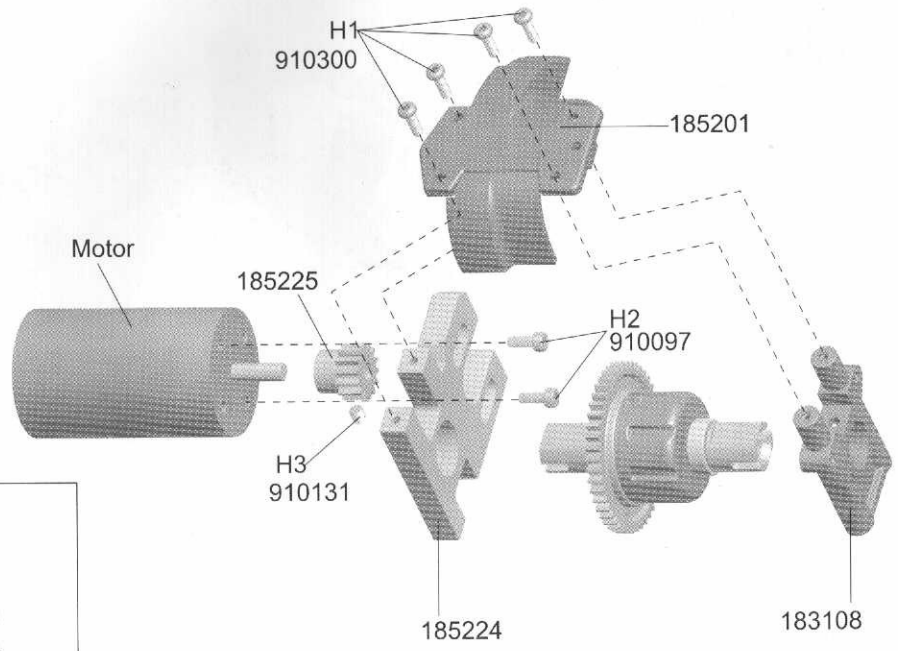
G1		X4	Bearing Ø6x10x3
G2		X2	Washer Ø3.1xØ9x0.4
G3		X2	Lock Nut M3

**OPTIONAL**  
NO.401027 7.0mm  
Nut Driver



### Motor Assembly

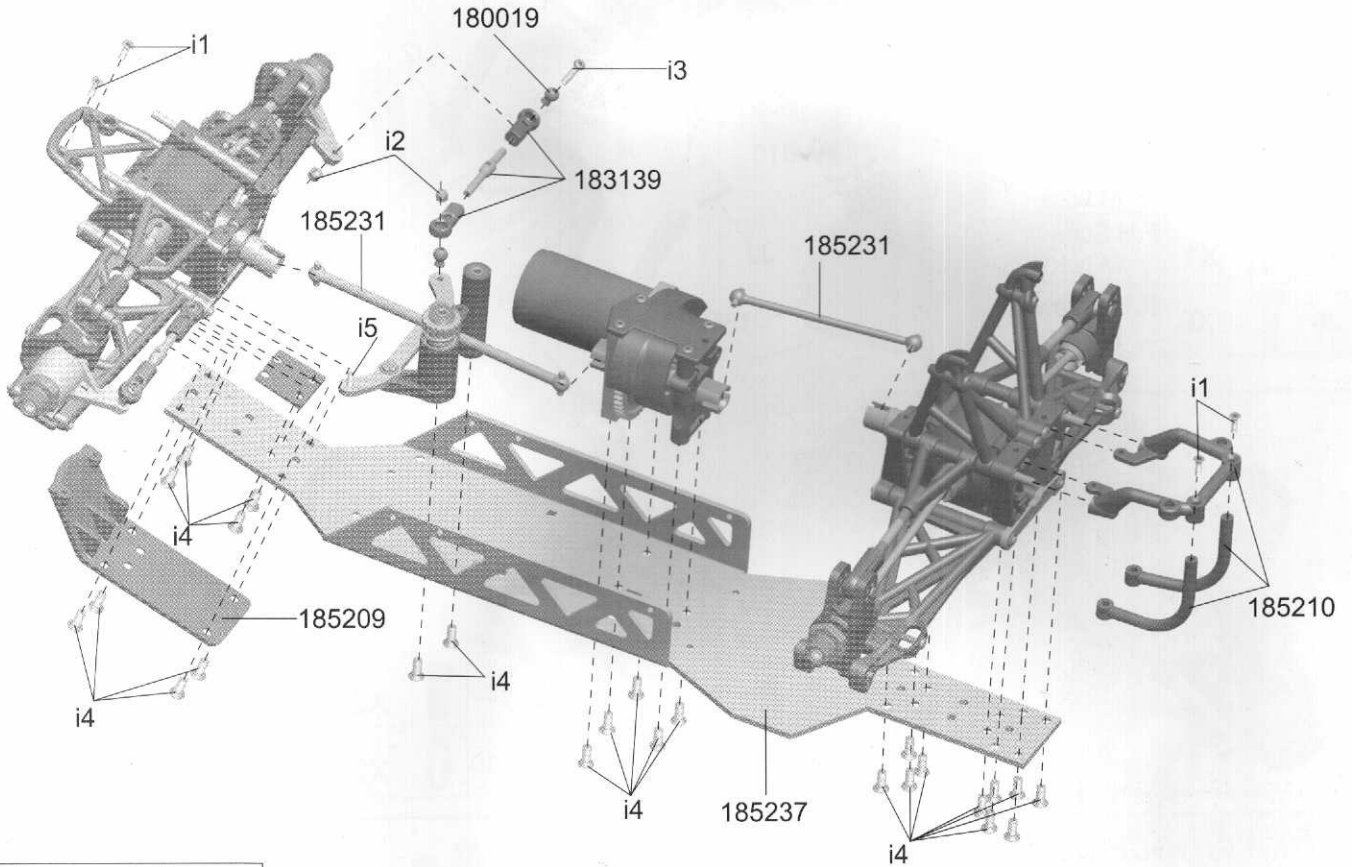
H1		X4	R.H Screw M3x10
H2		X2	Cap Screw M3x10
H3		X1	Set Screw M4x4



**OPTIONAL**  
NO.401012 2.0mm  
Allen Wrench

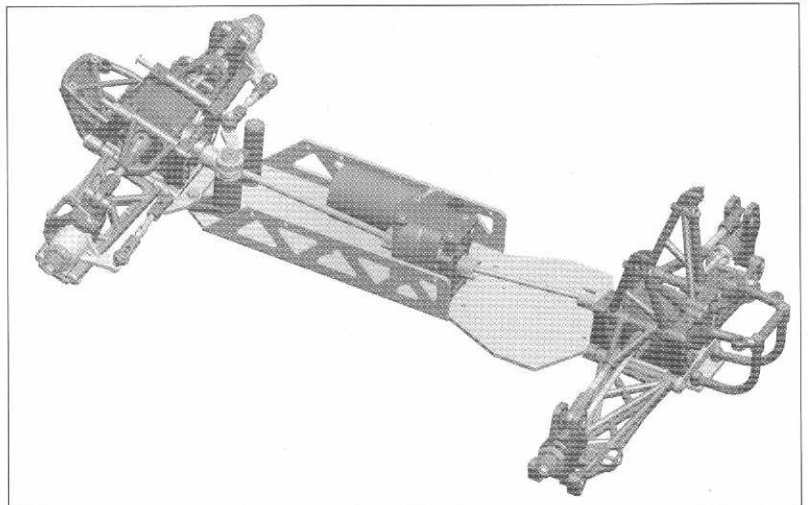
**OPTIONAL**  
NO.401013 2.5mm  
Allen Wrench

**Front/Rear Susspension Assembly**




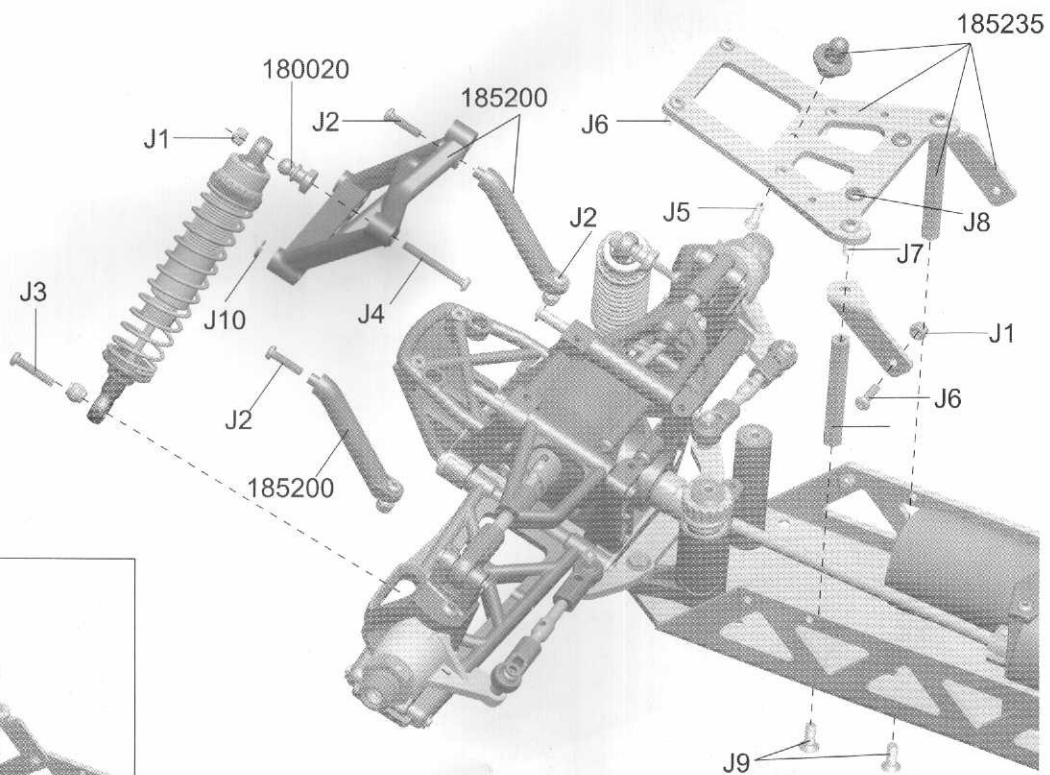
i1		X4	F.H Screw M3x10
i2		X4	Lock Nut M3
i3		X2	R.H Screw M3x15
i4		X25	F.H Screw M4x10
i5		X2	R.H Screw M3x18

- OPTIONAL**  
NO.401012  
  
2.0mm  
Allen Wrench
- OPTIONAL**  
NO.401014  
  
3.0mm  
Allen Wrench
- OPTIONAL**  
NO.401025  
  
5.5mm  
Nut Driver



### Front Shock Assembly


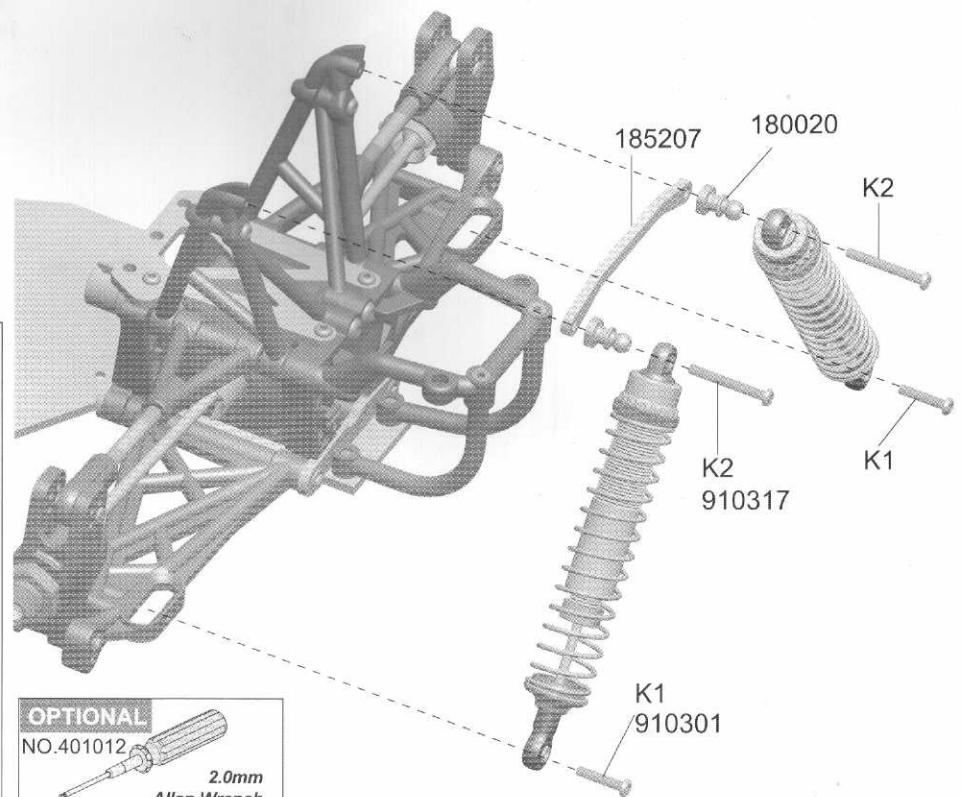
J1		X6	Lock Nut M3
J2		X4	R.H Screw M3x12
J3		X2	R.H Screw M3x15
J4		X2	R.H Screw M3x25
J5		X1	F.H Screw M3x10
J6		X6	R.H Screw M3x10



J7		X2	R.H Screw M4x12	J9		X2	F.H Screw M4x10
J8		X2	R.H Screw M4x10	J10		X2	E-clip ø3

### Rear Shock Assembly

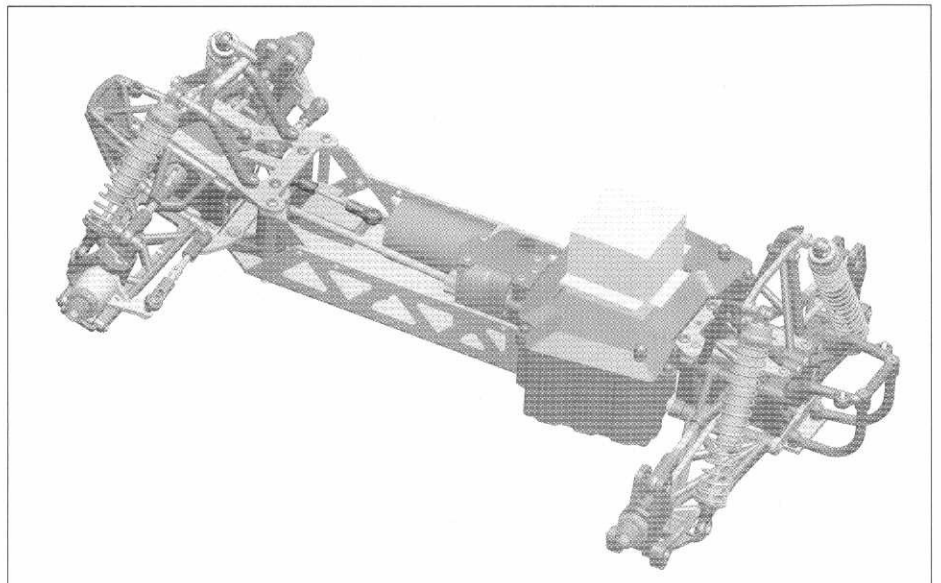
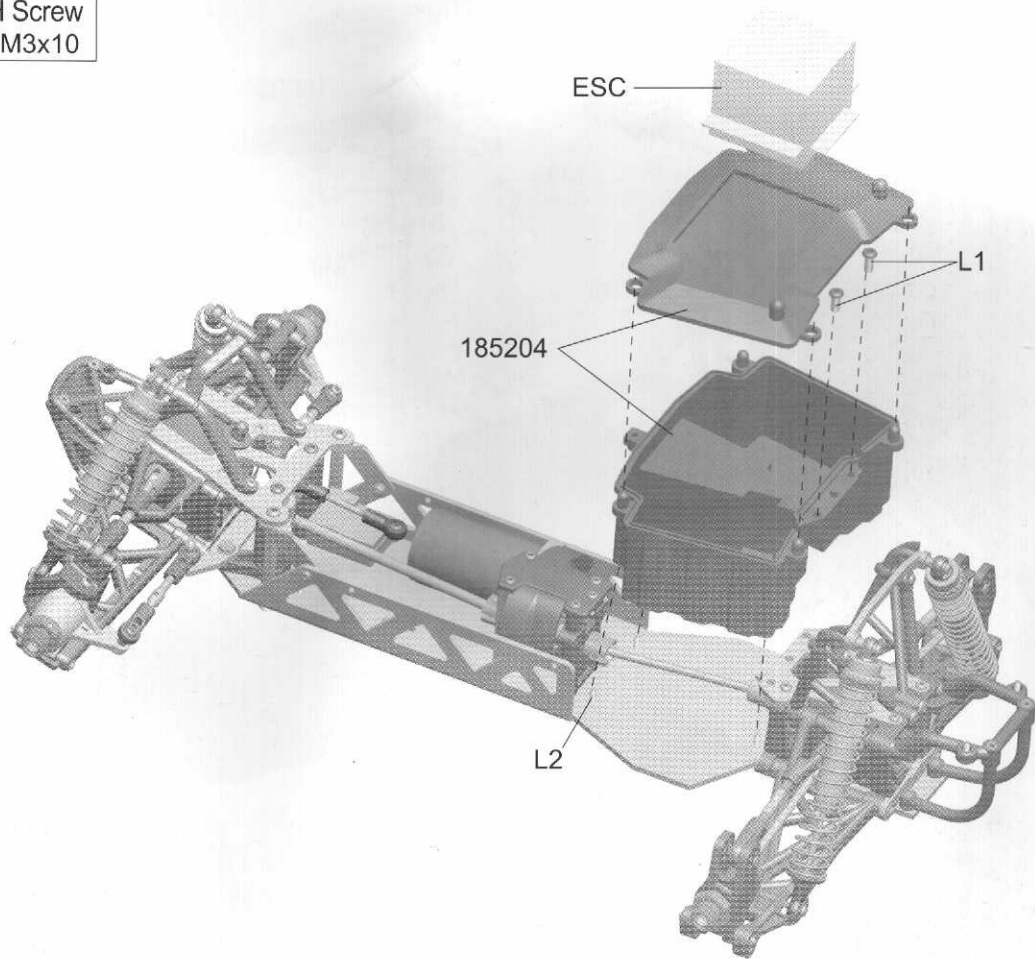
K1		X2	R.H Screw M3x15
K2		X2	R.H Screw M3x25



OPTIONAL  
NO.401012  
  
2.0mm  
Allen Wrench

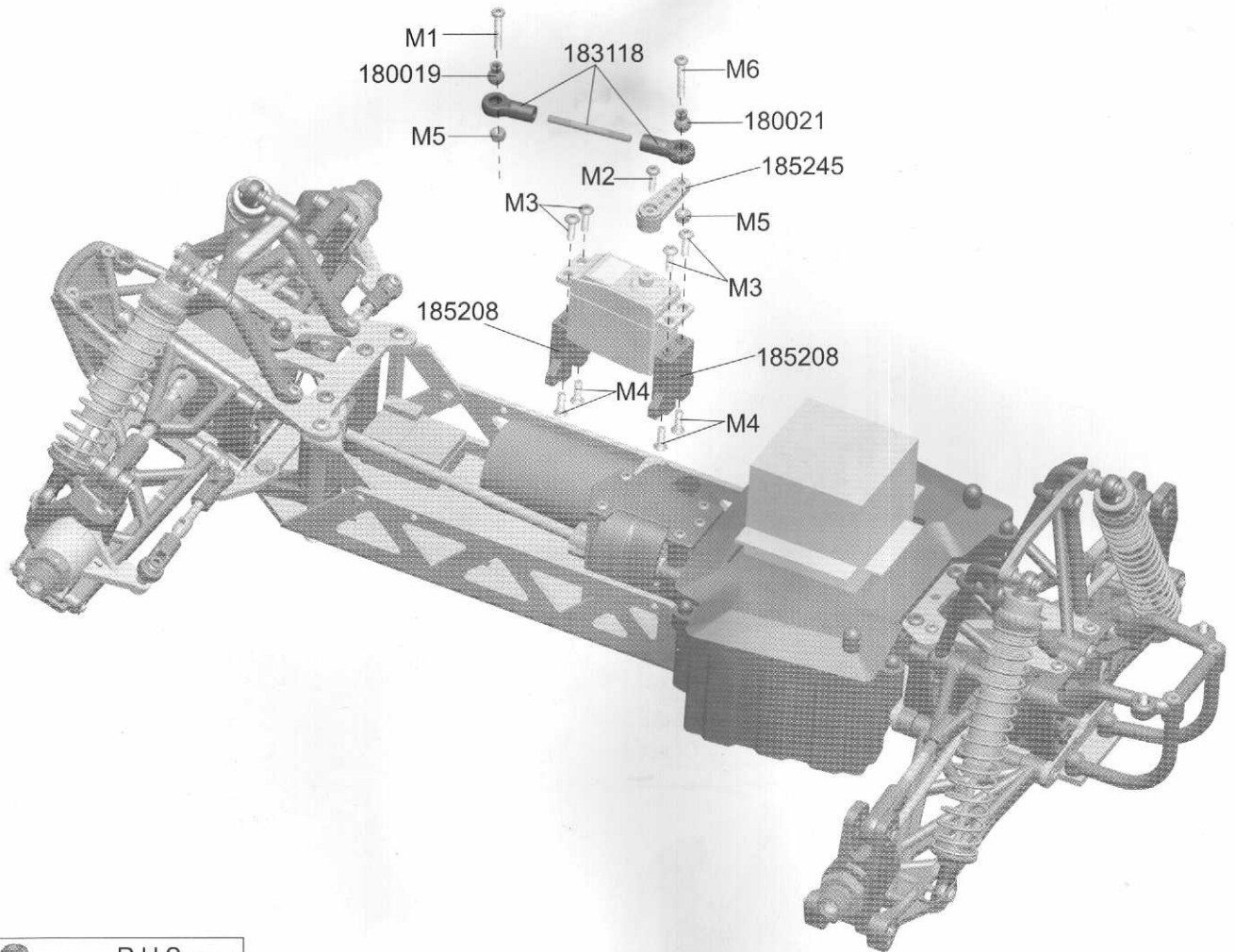
### Battery Case Assembly

L1		X2	R.H Screw M4x10
L2		X4	F.H Screw M3x10



- OPTIONAL**  
NO.401012  
 2.0mm  
Allen Wrench
- OPTIONAL**  
NO.401014  
 3.0mm  
Allen Wrench


### Servo Assembly



M1		X1	R.H Screw M3x15
M2		X1	R.H Screw M3x10
M3		X4	T.H Screw M3x10
M4		X4	F.H Screw M3x10
M5		X2	Nut M3
M6		X1	R.H Screw M3x18

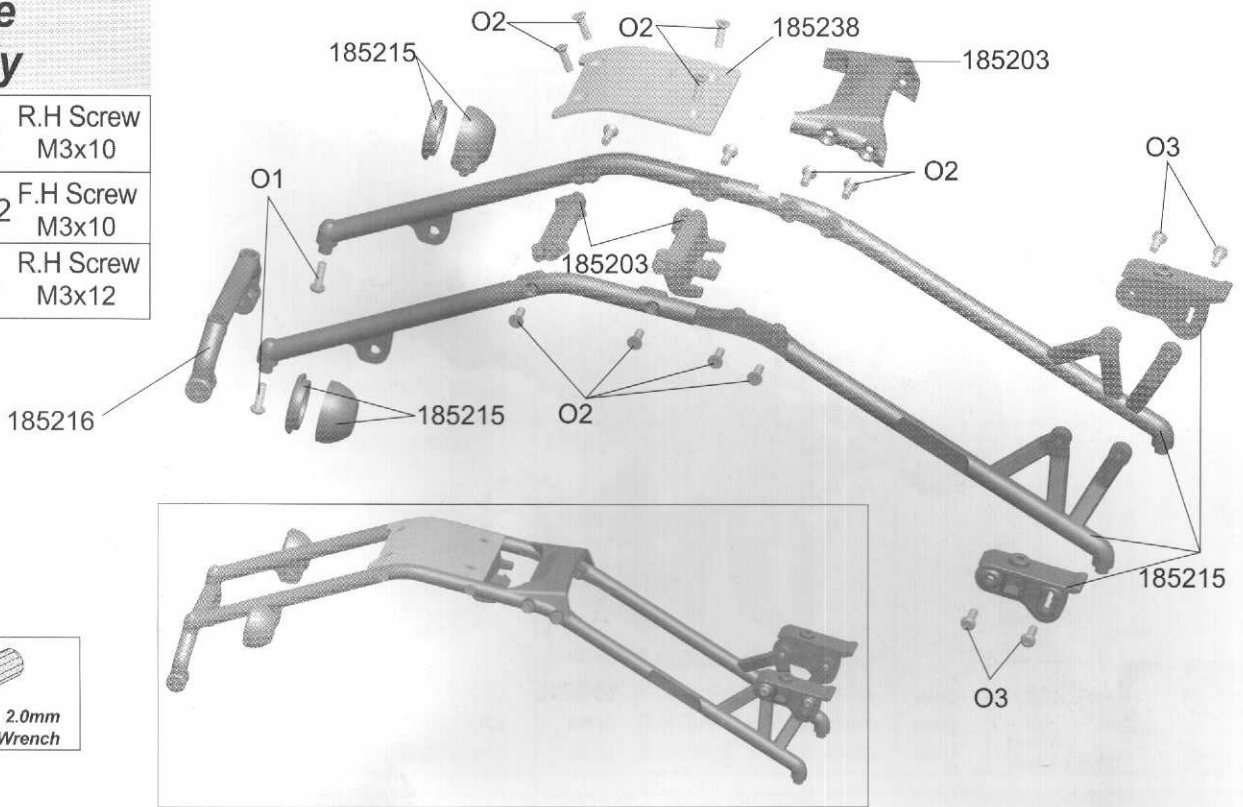
**OPTIONAL**  
NO.401012

2.0mm  
Allen Wrench



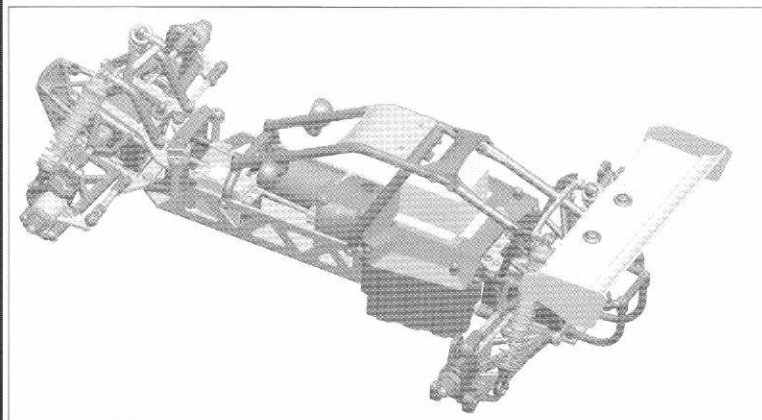
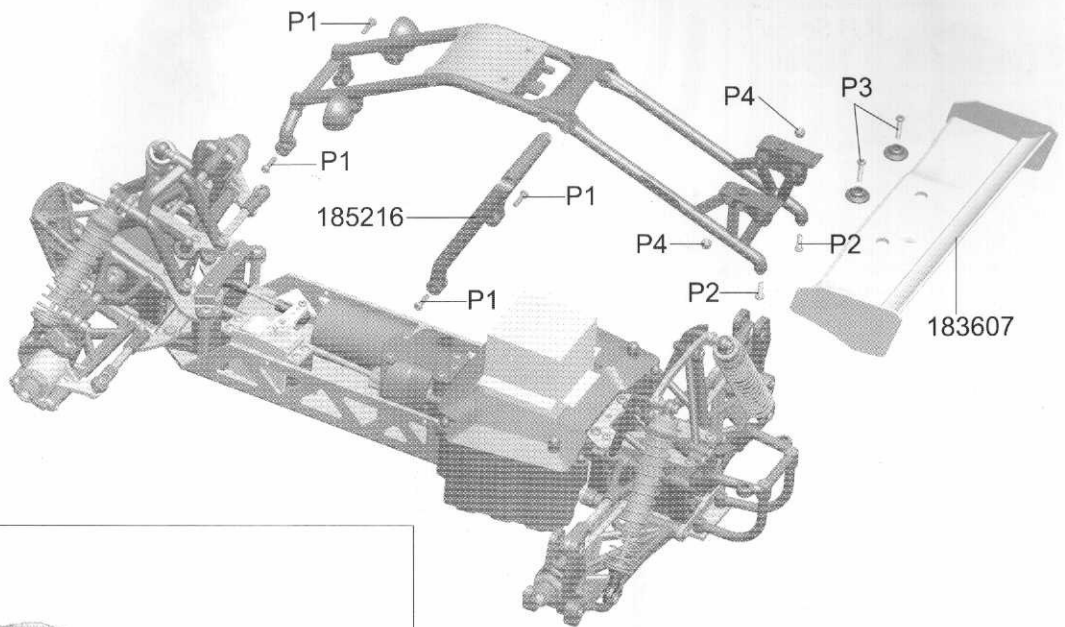
### Roll Cage Assembly

O1		X2	R.H Screw M3x10
O2		X12	F.H Screw M3x10
O3		X4	R.H Screw M3x12





### Roll Cage Mount Assembly

P1		X4	R.H Screw M3x12
P2		X2	R.H Screw M3x10
P3		X2	R.H Screw M3x15
P4		X2	Lock Nut M3



### Wheel Assembly


Q1 X16 Cap Screw  
M2.6x8



OPTIONAL  
NO.401012 2.0mm  
Allen Wrench

### Car Body Assembly

R1 X4 R.H Screw  
M3x12



185246




# PART LIST 1

185200 Front Shock Tower Set




- R.H Screw M3x12 x4pcs
- Lock Nut M3 x2pcs

185201 Center Diff. Top Plate




- R.H Screw M3x10 x4pcs

185202 Steering Servo Saver Set




185203 Plug Cover



- F.H Screw M3x10 x8pcs

185204 Battery Case



- F.H Screw M3x10 x4pcs
- R.H Screw M4x10 x2pcs

185205 Front Suspension Mount



- F.H Screw M3x10 x4pcs
- F.H Screw M4x10 x4pcs
- R.H Screw M3x10 x4pcs

185206 Rear Suspension Mount




- F.H Screw M3x10 x4pcs
- F.H Screw M4x10 x4pcs
- R.H Screw M3x12 x2pcs
- R.H Screw M3x10 x2pcs

185207 Rear Shock Tower Set




- R.H Screw M3x15 x2pcs
- R.H Screw M3x25 x2pcs
- R.H Screw M4x12 x2pcs

185208 Servo Mount




- F.H Screw M3x10 x4pcs
- T.H Screw M3x10 x4pcs

185209 Front Bumper




- R.H Screw M3x18 x2pcs
- F.H Screw M3x10 x2pcs

185210 Rear Bumper




- F.H Screw M3x10 x2pcs
- F.H Screw M4x10 x2pcs

185211 Suspension Arm Front Lower




x2

185212 Suspension Arm Front Upper




x2

185213 Suspension Arm Rear Lower



x2

185214 Suspension Arm Rear Upper




x2

185215 Roll cage




- R.H Screw M3x10 x4pcs
- R.H Screw M3x12 x4pcs
- F.H Screw M3x10 x8pcs

185216 Center Roll Bar Set



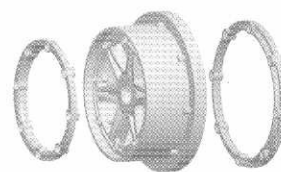
- R.H Screw M3x12 x4pcs

185217 Center Diff. Case



- F.H Screw M4x10 x4pcs
- R.H Screw M3x18 x4pcs
- R.H Screw M3x10 x2pcs


185218 Rim Set x2pcs



x2

- Cap.H Screw M2.6x8 x32pcs

185219 Tyres


























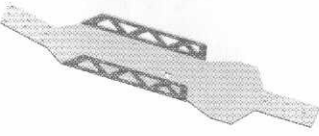




x2









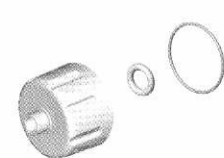



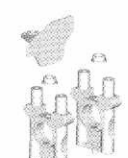














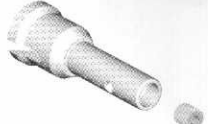




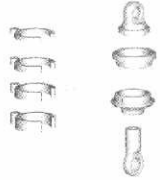











### PART LIST 2

<p>185220 Wheel</p>  <p>x2</p>	<p>185223 Car Body</p> 	<p>185224 Motor Mount</p>  <ul style="list-style-type: none"> <li> F.H Screw M4x10 x3pcs</li> <li> R.H Screw M3x10 x2pcs</li> <li> Cap Screw M3x10 x2pcs</li> </ul>	<p>185225 Motor Gear</p> 
<p>185226 Shock Body (Front)</p> 	<p>185242 Shock Body (Rear)</p> 	<p>185227 Shock Shaft (Front)</p> 	<p>185243 Shock Shaft (Rear)</p> 
<p>185228 Shock Spring (Front)</p> 	<p>185244 Shock Spring (Rear)</p> 	<p>185229 Front Shock Set</p>  <p>x2</p>	<p>185230 Rear Shock Set</p>  <p>x2</p>
<p>185231 Dog Bone</p> 	<p>185232 Hup Pin</p>  <p>x2</p>	<p>185233 Hinge Pin Lower Arm Outer</p>  <p>x2</p>	<p>185234 Hinge Pin Lower Arm Front</p>  <p>x2</p>
<p>185235 Up Plate Front</p>  <ul style="list-style-type: none"> <li> F.H Screw M3x10 x1pcs</li> <li> F.H Screw M4x10 x2pcs</li> <li> R.H Screw M3x10 x4pcs</li> <li> R.H Screw M4x12 x2pcs</li> </ul>	<p>183139 Steering Tie Rod Set</p> 	<p>185237 Chassis</p> 	<p>185238 Plug Cover Plate</p>  <ul style="list-style-type: none"> <li> F.H Screw M3x10 x1pcs</li> </ul>









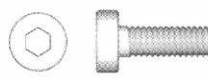














**PART LIST 3**

<p>185221 Rim</p>  <p>x2</p>	<p>185222 Beadlock Ring</p>  <p>x2</p>	<p>087800 PU Inner Foam</p> 	<p>185240 Steering Rack Bar Set</p> 
<p>185245-Single servo horn</p>  <p>R.H Screw M3x10 x4pcs</p>	<p>185246 Decal</p>  <p>087900 透明貼</p>	<p>183101-Differential Outdrive</p>  <p>x2</p>	<p>183102-Differential Shaft Set</p> 
<p>183103-Differential Housing</p> 	<p>183105-Center Differential Outdrive</p>  <p>x2</p>	<p>183106-Front/Rear Diff. Ring And Pinion Gear</p>  <p>F.H Screw M3x10 x4pcs</p>	<p>183107-Center Drive Cup</p>  <p>x2</p> <p>M5x5 x2pc</p>
<p>183108-Center Differential Mount</p>  <p>R.H Screw M3x12 x4pcs</p>	<p>183118- Servo Rod</p> 	<p>183122-Steering Shaft Steel</p>  <p>x2</p> <p>F.H Screw M4x10 x2pc</p>	<p>183123-Steering Screw Set</p>  <p>x2</p>
<p>183124-Servo Saver Column</p> 	<p>183130-Turnbuckle M5x30</p>  <p>x2</p>	<p>183131-Suspension Shaft</p>  <p>x2</p>	<p>183133-Suspension Hinge Pin</p>  <p>x2</p>

**PART LIST 4**

<p>183135-Rear Hub Set</p> 	<p>183137-Turnbuckle M5x50</p>  <p>x2</p>	<p>183138-Steering Arm</p>  <p>R.H Screw M4x12 x4pcs</p>	<p>183152-Front Wheel Axle</p>  <p>x2</p>
<p>183153-Rear Wheel Axle</p>  <p>x2</p>	<p>183155-Dogbone</p>  <p>x4</p>	<p>183157-Wheel Hex Hub</p>  <p>x4</p>	<p>183158-Wheel Nut</p>  <p>x4</p>
<p>183162-Shock Rod Set</p>  <p>x4</p>	<p>183169-Screw Shaft 3x18</p>  <p>x4</p>	<p>183189-E-clip <math>\phi 2.3 \times 0.5T</math></p>  <p>x6</p>	<p>183215-Differential Bevel Gear Set</p> 
<p>183217-Steel Center Differential Gear w/Ring</p>  <p>R.H Screw M3x10 x4pcs</p>	<p>183607-Wing</p> 	<p>183612-C-hub</p> 	<p>180016-Ball End 7.8x7</p>  <p>x2</p>
<p>180017-Ball End 7.8x9</p>  <p>x2</p>	<p>180019-Ball End 6.8x9</p>  <p>x6</p>	<p>180020-Ball End 6x13</p>  <p>x4</p>	<p>180021-Ball End 6.8x6.3x6</p>  <p>x4</p>

**PART LIST 5**

<p>185239 Up Plate Rear</p>  <p>  R.H Screw M3x10 x2pcs   R.H Screw M3x12 x2pcs   R.H Screw M4x10 x2pcs         </p>	<p>185241 7.4V li-Po Batteries</p>  <p><b>【OPTIONAL】</b></p>	<p>920003-Nylon Locknut M3</p>  <p>x6</p>	<p>920006-Nylon Locknut M4</p>  <p>x6</p>
<p>960007-Ball Bearing φ8xφ16x5</p>  <p>x6</p>	<p>910096-Round Head Screw ISO M3x8</p>  <p>x6</p>	<p>910097-Round Head Screw ISO M3x10</p>  <p>x6</p>	<p>910058-Flat Head Screw TPF 3x10</p>  <p>x6</p>
<p>910131-M4x4 Inner Hex Flat Head Screw</p>  <p>x6</p>	<p>910139-M5x5 Inner Hex Flat Head Screw</p>  <p>x6</p>	<p>910300-Round Head Inner-Hex Screw M3x10</p>  <p>x6</p>	<p>910301-Round Head Inner-Hex Screw M3x15</p>  <p>x6</p>
<p>910303-Round Head Inner-Hex Screw M3x18</p>  <p>x6</p>	<p>910307-Round Head Inner-Hex Screw M4x10</p>  <p>x6</p>	<p>910309-Button Head Inner-Hex Screw M3x10</p>  <p>x6</p>	<p>910312-Flat Head Inner-Hex Screw M3x10</p>  <p>x6</p>
<p>910314-Round Head Inner-Hex Screw M4x12</p>  <p>x6</p>	<p>910316-Round Head Inner-Hex Screw M3x12</p>  <p>x6</p>	<p>910317-Round Head Inner-Hex Screw M3x25</p>  <p>x6</p>	<p>910318-Flat Head Inner-Hex Screw M4x10</p>  <p>x6</p>



**PART LIST 6**

960008-Bearing  $\phi 6 \times \phi 10 \times 3$



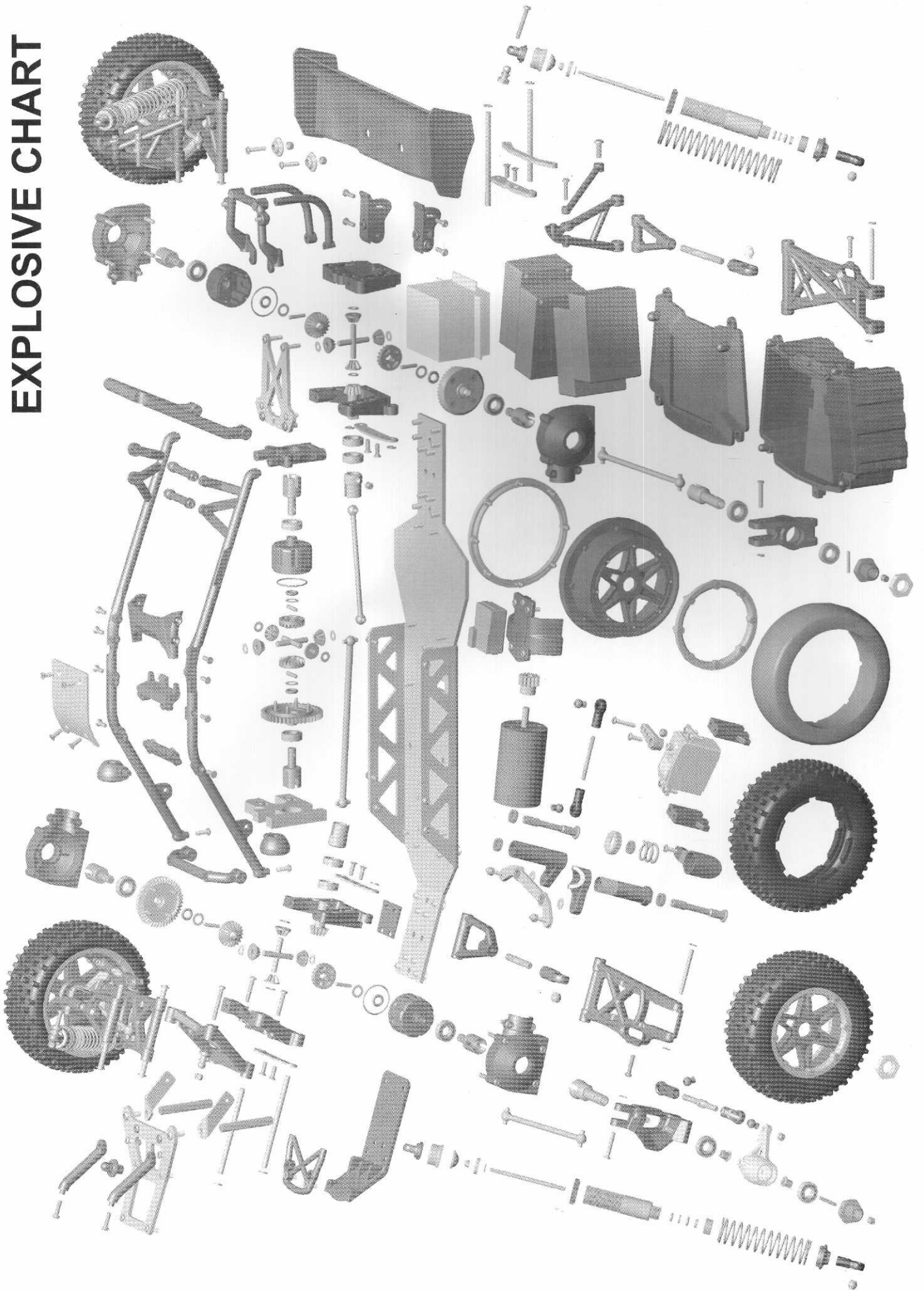
x4

930005-E-clip  $\phi 3$



x6

# EXPLOSIVE CHART





[WWW.NUTECHRACING.COM](http://WWW.NUTECHRACING.COM)



**4WD ELECTRIC**  
4 WHEEL DRIVE BRUSHLESS MOTOR

## NUTECH INDUSTRIAL CO.,LTD.

ADD : TIANTOU MANAGEMENT ZONE, HENGLI TOWN,  
DONGGUAN CITY, GUANGDONG, CHINA.

TEL : 86-769-82028116 FAX : 86-769-82028119

WEB : <http://www.nutechracing.com>

E-mail: [sales@nutechracing.com](mailto:sales@nutechracing.com)

